

SunBriteDS[™]

Outdoor Digital Signage

Supplemental TouchScreen Operator's Manual



Model DS-4217TSL



Model DS-4217TSP

SunBriteDS All-Weather Outdoor TouchScreen System

Congratulations on the ownership of SunBriteTV® Model DS-4707TSL/P LCD TV. With the integration of our all-weather outdoor technology and 3M™ MicroTouch Dispersive Signal Technology, SunBriteTV brings to the forefront a dynamic interactive digital signage touch screen solution for outdoor installations.

With a traditional sense of customer satisfaction and attention to detail, this product is designed to withstand the rigors of the outdoor environment and provide many years of optimum viewing.

This model includes two Operator's Manuals. The TV Operator's Manual is to be use for general information, installation safety guidelines and TV Operation. This Supplemental TouchScreen Operator's Manual refers to the TouchScreen functions, instructions and specifications.

To ensure safety and long product life, please read both Operator's Manuals completely before installing and using the TV. If you have any questions about the installation procedures, please contact our qualified SunBriteTV Customer Support Team at 800.331.4626.

Note: There is information in the TouchScreen Operator's Manual that will supersede the TV Operator's Manual. These changes will be clearly marked in this manual in *Bold Italic Type with an asterisk.**

Important Safety Instructions

Refer to the Operator's Manual for the Important Safety Instructions

Unpacking*

After unpacking the SunBriteTV display, please make sure that the following items are included in the carton and that they are in good condition. If items are damaged or missing, contact your dealer immediately.

- SunBriteTV LCD Display
- Remote Control with Batteries
- TV Operator's Manual
- Supplemental TouchScreen Manual

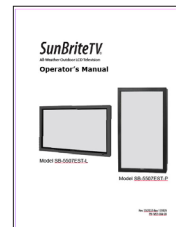


Landscape Touch Display


OR



Portrait Touch Display



TV
Operator's
Manual



Supplemental*
TouchScreen
Operator's
Manual



Water-Resistant
Wireless Remote
Control

Choose a Location for the TV*


Important: The TV and GFCI Receptacle must be installed at least 5 feet from pool, spa, or other body of water.

Refer to the TV Operator's Manual for information regarding choosing a location for this model.

Because of the interactive nature of this model, you will also want to consider placing the TV in an area that provides a comfortable environment for your audience.*

Rear Panel Connections*

The images and information below refer to the connectors and wires that are relevant to the TouchScreen Functions of the TV*. Refer to the TV Operator's Manual for more information regarding Rear Panel Connections.



Cable Connectors*

The cables the customer will need to supply are VGA or HDMI for video, and USB Type A to B for Touch Interface.* Refer to the TV Operator's Manual for more information regarding Cable Connectors.

HDMI	VGA	USB Type A to B Device Cable
		

Download Drivers & Utilities*

Visit the URL below to select and download the appropriate drivers and instructions for your operating system:
http://solutions.3m.com/wps/portal/3M/en_US/TouchSystems/TouchScreen/Customersupport/TouchScreenDrivers/

3m Microtouch Drivers include a utility to calibrate and test your touch screen.

Care of SunBriteTV*

General care guidelines for this model can be found in the TV Operator's Manual.

Because the MicroTouch Screen replaces the Anti Reflective Window, please disregard care instructions regarding this feature.

To clean the MicroTouch screen, use a mixture of 50% water and 50% isopropyl alcohol. Spray the mixture on a smooth clean cloth and then wipe the screen clean.*

Disclaimer: While SunBriteTV LLC intends to make this manual accurate and complete, we do not make claims that the information contained within covers all details, conditions or variations, nor does it provide for every possible contingency in connection with the installation or use of this product. The information contained in this manual may change without notice.

3M MicroTouch Dispersive Signal Technology Specifications*

Refer to the TV Operator's Manual for TV Specifications.

System Performance	
Input Method	Finger and stylus input
Accuracy	Reported coordinates are within 1.0% of true position (based on viewing area dimensions)
Touch System Resolution	16k x 16k (maximum resolution)
Response Time	20 ms for tap input
Minimum Touch Impact*	50 mN-s (milli-newton seconds), the equivalent of a very light touch
Optics	
Light Transmission**	92% light transmission (±2%)
Surface Finish	Anti-glare etch (standard)
Mechanical	
Glass Thickness	2.2 mm (± 0.2 mm), glass only
Substrate Material	Chemically-strengthened glass substrate

Reliability	
Surface Obstructions	Touch screen operation withstands surface contaminants such as dirt, dust and grime
Operating Temperature (See TV Operator's Manual for TV Temperatures)	-15° C to +50° C (5° F to +122° F) for the touch screen RH: Up to 90% non-condensing*
Storage Temperature (See TV Operator's Manual for TV Temperatures)	-31° C to +50° C* (-24° F. to 122° F.) RH: Up to 90% non-condensing*
Electronics	
Communications Protocol	USB HID
Drivers*	MicroTouch MT7 for Microsoft® Windows® 2000, XP, VISTA, 7 and 8 (32- and 64-bit) Mac OS X (Power PC), Mac OS X (INTEL)

*For the most current list of drivers, please visit:
http://solutions.3m.com/wps/portal/3M/en_US/TouchSystems/TouchScreen/CustomerSupport/TouchScreenDrivers/

Note: Specifications are subject to change without notice.

SunBriteDS™
Outdoor Digital Signage

sunbriteTV.com

All Rights Reserved. 2015 ©SunBriteTV® LLC